



GRAVOTECH
by  BRADY

ENGRAVE AT

LIGHTSPEED

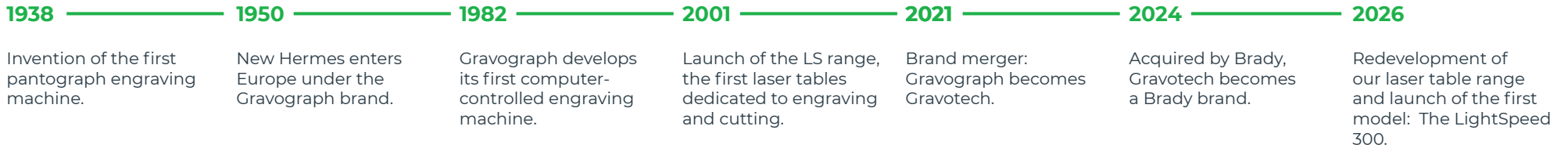
LIGHTSPEED 300
LASER TABLE



Who we are

We are Gravotech, the only **expert in all marking technologies**. With decades of expertise, we support our customers worldwide. Our team of engineers, developers, and technicians design and manufacture innovative engraving, marking, and cutting machines, along with a vast range of materials and software.

Driven by continuous innovation and **certified to ISO 9001 standards**, our production sites uphold the highest quality standards and deliver long-term support you can trust.



Why choose Gravotech?



80+
years
of expertise



77
countries reached by
our networks




30
products sold
per hour




200k
machines installed
worldwide

The right products and support



Engraving materials & consumables



Software



Service & maintenance

Learn more





LIGHTSPEED: A choice for the future

LightSpeed marks a new milestone in the evolution of Gravotech laser tables. Completely redesigned, this range combines **industrial design, advanced technologies, and an optimised user experience** to offer a modern, high-performance, and scalable solution. More than just a machine, LightSpeed redefines the professional laser table.

“

With LightSpeed, we wanted to go beyond simple technical evolution: we wanted to create a machine that adapts to today's uses and anticipates those of tomorrow.

Arthur NAULIN, Laser Tables Product Manager

”

Productivity

Everything has been designed to **reduce your engraving and cutting cycles while maximizing your production**. Designed to combine speed and efficiency, our LightSpeed range offers productivity tools: an interchangeable table system or intelligent file management on the touchscreen.

Precision & quality

Advanced control technologies guarantee exceptional engraving and cutting quality. **Path correction** and **laser power stability** ensure **consistent results** and **perfect conformity** with the on-screen preview.

Ease of use

The LightSpeed range has been designed to make laser engraving accessible and intuitive. With its touchscreen, **visual positioning tools** and smart electronics, you can start engraving and cutting quickly without unnecessary steps or complex configuration whether you are **a beginner or an experienced user**.

Applications



More applications

Every customer request becomes a new potential LightSpeed application

Whatever your market or material, LightSpeed is ready. For signage creation, object customization, prototyping, or industrial parts production, its precision, speed, and flexibility open the door to new applications and productivity gains. Discover how LightSpeed becomes a key asset for your business.

SIGNAGE



Professional plates

PERSONALIZATION



Gifts

CREATIVE



Counter displays

IDENTIFICATION



Equipment nameplates



Badges & office signs



Cutlery



Decorations, models & craft



Industrial signage



Visual communication



Wine & spirits



Trophy making



Electrical labelling

One technology, endless material possibilities

| | | CO2 | | |
|----------|-------------------------------------|---------|----------------|-------------------|
| | | Cutting | Deep engraving | Marking / Etching |
| PLASTICS | Gravotech laser engraving materials | ✓ | ✓ | ✓ |
| | PMMA, acrylic | ✓ | ✓ | ✓ |
| | Laminates | ✓ | ✓ | |
| | Foam | ✓ | ✓ | |
| | ABS | | | ✓ |
| | Other plastics | ✓ | ✓ | |
| ORGANICS | Wood | ✓ | ✓ | ✓ |
| | Rubber | ✓ | ✓ | |
| | Glass, crystal | | | ✓ |
| | Paper, cardboard, cork | ✓ | | ✓ |
| | Leather | ✓ | ✓ | ✓ |
| | Stone, granite, marble | | ✓ | ✓ |
| | Textiles | ✓ | | ✓ |
| | Ceramic | | | ✓ |
| | Coated and anodized metals | | | ✓ |

LIGHTSPEED

300

#SIGNAGE #PERSONALIZATION
#CREATIVE #IDENTIFICATION



Discover the
dedicated webpage

The LightSpeed 300 sets new standards for speed, precision, and ease of use, outperforming every machine in its category.

HIGH SPEED

An unmatched speed of **3.5 m/s** for maximum productivity

AIRFLOW CONTROL

A controlled airflow extraction for clean results and a safe environment



G-SCREEN

A large touchscreen for an ergonomic interface at your fingertips



Source
CO2



Marking area
610 x 305 mm (24 x 12")



Compatible materials
Plastics, wood, glass, and other organic materials and painted metals

Performance

Up to **10 times faster than other laser engraving machines**, the LightSpeed 300 delivers best-in-class engraving quality. This ultra-fast, precise, and versatile laser machine helps you boost output and exceed your clients' expectations.

Ease of use

From initial setup to final engraving, the LightSpeed 300 is engineered to **simplify your workflow** with its innovative ergonomics and advanced user interface. It is designed to make engraving more intuitive, faster, and easier than any other traditional laser machine.

Adaptability

Safe and quiet, the LightSpeed 300 professional laser engraving machine will **easily fit into your environment**. Ranging from industrial workshops and office spaces to retail locations accessible to the public.

Performance and quality...

Ceramicore®

CERAMICORE® SOURCE

A high-quality laser
at its source



JOB MANAGER

A seamless job
management, directly on
the screen



AUTOMATIC AIR ASSIST

An intelligent air
management for
improved quality

...in one easy and convenient machine



G-EYE CAMERA

An instant 360° vision for
flawless positioning



QUICK SWITCH TABLE SYSTEM

Totally versatile with
easy table changes



DRAWER CONFIGURATION


A sliding table for
simplified handling

Find out more

Discover all the features, options, and accessories on our website!




Accessories




CLICK LENS

Each Click Lens can be attached **without tools**, reducing the risk of installation errors or misalignment and making cleaning easier.



ROTARY DEVICE

The ability to engrave cylindrical objects up to 160 mm diameter and 390 mm length. **Easily personalize/customize most cylindrical items** including coffee cups, glassware, perfume bottles and even magnum champagne bottles.



EXHAUST SYSTEM

To ensure a safe and odor-free working environment, the exhaust **collects and filters fumes and particles** generated during the engraving and cutting process.

WANT TO LEARN MORE ABOUT ACCESSORIES?

Get the brochure!



Features

Explore LightSpeed
features



JOYSTICK

Full axis control at
your fingertips



GRAVOSTYLE™

Expert software designed
to suit the beginner or
professional engraver



PRINT & CUT

An automatic alignment of
cutouts for printed media



CLICK LENS

A tool-free magnetic lens
attachment, guaranteed
error-free



DUST PROTECT

An effective protection
for the longevity of your
machine



POWER STABILITY

A stable laser power
for guaranteed quality
engraving



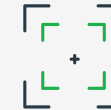
CONSTANT VECTOR RESOLUTION

Ensures regular engraving
across all lines



POINT & SHOOT

A standard tool for
optimal positioning



AUTOFOCUS

An automatic adjustment
for effortless calibration



NETWORK CONNECTION

A simple installation,
whatever your environment



CLASS 1 READY

Top-level laser safety



SHUTTER PROTECTION

A mechanical shield
for total security



SILENT TECHNOLOGY

Controlled silence for
a quieter performance



FULL ACCESS DOOR

Allowing full accessibility
and maximum visibility



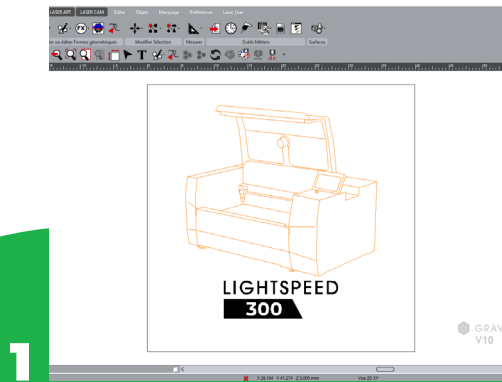
EASY INTEGRATION EXHAUST

A simple space-saving design



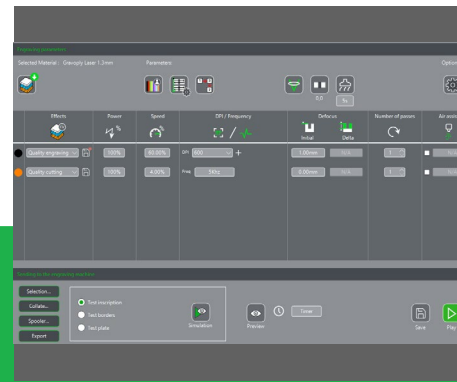
GRAVOSTYLE

Gravostyle™ 10: Faster, easier to use and even more powerful than ever.
The software that matches the LightSpeed.




CREATE

Text, logos, shapes, barcodes, or even photographs: prepare all your engraving or cutting files with ease in Gravostyle™ thanks to its advanced tools.



SET

Adjust all the settings required for your application: power, speed, focus, or execution order. Gravostyle™ guides you through preparing your job in every detail before sending it to the machine.



ENGRAVE

Once your file is ready, send it to the machine as a conventional printer. Position your material, press Start, and your LightSpeed machine will take care of the rest quickly and accurately.



Do you use other design software?

LightSpeed is also compatible with third-party graphics software such as CorelDRAW® or Adobe Illustrator®. Design your files in your usual tool, then send them to the machine via the Gravotech driver, just as you would with an office printer.

The Gravotech experience, beyond the machine

Discover our entire ranges in our online catalogue



ENGRAVING MATERIALS

With over **60 years of expertise**, Gravotech is the creator of the internationally renowned **Gravoply™ two-layer engraving material**. Today, we offer plastics, acrylics, metals, and wood for engraving and cutting. Every material in our catalogue is tested and approved to ensure optimal results and professional durability. Gravostyle™ has a library of laser parameters for Gravotech materials.



ENGRAVABLES

If you are new to laser engraving, start with our **ready-to-engrave products** which are ideal for getting started and finding potential customers:

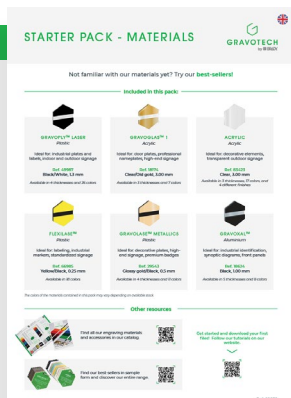
- **Medals:** made of aluminum, brass, or steel
- **Door plates:** for businesses and hotels
- **Electrical plates:** strips and labels for electrical identification in industry.



ENGRAVING SUPPLIES

To complement your new laser machine, discover our range of **engraving accessories**, essential for all engravers:

- **Coloring products:** to enhance your engravings
- **Cleaning supplies:** to deliver premium results and keep your workspace spotless
- **Adhesives:** for permanent or temporary fixing
- **Fasteners:** for signage, industrial identification, or simple employee badges.



STARTER PACK

To help you discover our materials, each of our LightSpeed machines comes with a **Starter Pack** containing our **best sellers**. You can then test them yourself and discover their potential!



Technical overview

| TECHNICAL DATA | |
|--------------------------------|---|
| Power | 30 - 40 - 50 - 60 W |
| Marking area | 610 x 305 mm (24 x 12") |
| Speed | CO2: 3.5 m/s |
| Acceleration | 4 g |
| Max. object weight | 15 kg |
| Laser safety classification | Class 1 / Class 2 |
| Operating modes | Raster: filling Vector: tracing and cutting Combined: filling and tracing at the same time |
| Machine dimensions (L x W x H) | Up to 1067 x 730 x 490 mm |
| Power consumption rate | Up to 600 W |
| Machine weight | From 90 kg |
| Max. object size (L x W x H) | 619 x 332 x 150 mm Max. height without table: 210 mm |
| Automatic focus | Precision mechanical sensor |
| Connection to computer | USB, Ethernet, Wi-Fi |
| Software | Gravostyle™ (delivered with the machine) + compatible with CorelDRAW®, Adobe Illustrator®, or any graphic software |
| G-Screen | 7" capacitive touchscreen |
| G-Eye camera | 20MP wide-angle camera |

| FEATURES | |
|----------------------------|---|
| High speed | ✓ |
| Airflow control | ✓ |
| Job manager | ✓ |
| Dust protect | ✓ |
| Electronic card | ✓ |
| Reinforced structure | ✓ |
| Ceramicore® source | ✓ |
| Automatic air assist | ✓ |
| Power stability | ✓ |
| Constant vector resolution | ✓ |
| Click Lens | ✓ |
| Joystick | ✓ |
| Point & Shoot | ✓ |
| Quick Switch table system | ✓ |
| Print & Cut | ✓ |
| Class 4 configuration | ✓ |
| Drawer configuration | ✓ |
| Full access door | ✓ |
| Silent technology | ✓ |
| Doorway optimized | ✓ |
| Shutter protection | ✓ |
| Lock key | ✓ |
| Class 1 ready | ✓ |

Support & services



TRAINING

Standard or customized training sessions, at your place or online.



TECHNICAL SUPPORT

Dedicated Gravotech experts to support and guide you.



MAINTENANCE

Dedicated programme for each machine: cleaning, adjustments, safety checks, and more.



Supported by the French government and European Union

The development of LightSpeed machines is part of an innovation process aimed at positioning Gravotech as a leader in the laser engraving solutions of tomorrow.

This project was funded by the French government as part of the France 2030 initiative. Funded by the European Union, Next Generation EU, as part of the France Relance plan.

They trust us



CARI-JANE HAKES



GIVENCHY

LANCÔME PARIS

LUXENTER



PARCESA



CONTACT US

web.us@gravotech.com
+1 800 843 7637
www.gravotech.us

GRAVOTECH, INC. (USA HEADQUARTERS)
2200 Northmont Parkway,
Duluth, GA 30096, USA

DISTRIBUTED BY

FOLLOW US

